

Cabot Wrenn **care**

motion

HEALTHCARE MOTION PRICE LIST Effective: October 1, 2008

C O N T E N T S

| | |
|--------------------------------------------|-----|
| Environmental Statement | 2 |
| General Information | 2 |
| Warranty | 3 |
| Finishes | 3 |
| Cleaning Instructions for fabric | 3 |
| Shipping | 4 |
| Dimensions | 4 |
| Moisture Barrier | 5 |
| Flammability | 5 |
| Yardage Requirements | 5 |
| Fabric Application | 5 |
| COM | 5,6 |
| Healthcare Terms | 7 |
| Owners Manual for Custom Motion Line | 8 |
| Visual Reference | 9 |
| Care Market Segments | 10 |
| Options | 11 |
| Motion Seating | 12 |

C a b o t W r e n n

P O B o x 1 7 6 7
4 0 5 R i n k D a m R o a d
H i c k o r y N C 2 8 6 0 3

8 2 8 . 4 9 5 . 4 6 0 7

8 2 8 . 4 9 5 - 1 2 9 4 f a x

w w w . c a b o t w r e n n . c o m
s e r v i c e @ c a b o t w r e n n . c o m

Environmental Statement



We, at Cabot Wrenn, pride ourselves in exploring, developing and processing products that are environmentally friendly.

Our recycling program protects our environment by conserving energy and natural resources. The following activities take place on a daily basis to ensure that our operation has no negative impact on our environment.

We utilize non-toxic paints that are virtually free of all Volatile Organic compound emissions as well as Ozone Depleting Substances (ODS). We are strictly regulated on state and federal levels. State and Federal agencies monitor us closely and we continue to stay in compliance with all laws. The glue that we use is a water-based contact adhesive and is environmentally friendly. All aluminum bases and metal components contain 10-15% recycled material and are 100% recyclable. We eliminate waste by recycling all fabric remnants and leather off-fall. We have joined with several fabric distributors whose main goal is to offer top quality upholstery, which is also environmentally friendly.

All of our mahogany wood comes from managed forests. Therefore, we are not part of the Rainforest issues. We buy all of our mahogany from one company that is the largest landowner in South America. They are now harvesting the second generation of trees that were planted 30 years ago and are replaced with two to three trees for each one they cut down. Endangered species are not being harvested.

All of our corrugated paper is recycled. We work directly with a local paper recycler who shares our environmental concerns. In a combined effort, we have diverted tons of corrugated paper from our landfills.

The foam that is used in our furniture is produced using no fluorocarbons that are harmful to the ozone layer. Every scrap of foam that we generate is sent back to the supplier who in turn recycles it into packaging and floor underlayment products.

In the cold months, all wood scraps are burned in our high efficiency boiler to heat our plant while not exceeding EPA's clean air emissions. In warmer months, our wood scraps are sent to a recycler to grind up for landscaping mulch.

All wood pallets that we use for shipping our furniture are recycled. We return pallets to many suppliers for reuse. Others are accumulated and we reuse them time after time. We also share pallets with other local manufacturers.

Even our lighting is state of the art with electronic ballast. The light output is much higher and also uses less energy.

Environmentally friendly paper is used for our literature and price list. Cabot Wrenn also has a wide variety of photography available on digital imagery, minimizing the excessive need for printed literature.

Cabot Wrenn is pleased to be a good steward of our resources and we will strive to improve our products and our production processes to minimize the impact on our environment.



General Information

Prices are subject to change without notice. An order may not be cancelled or altered once the piece is in production. Prices are F.O.B. factory.

Pricing

Prices shown cover standard products. Any changes or alterations, other than those listed, will be subject to an additional charge. **Prices include packaging and cartoning.**

Authorization and pricing must be secured in advance for orders or contracts calling for large quantities or extended delivery dates.

Ordering

To expedite order entry and to assure proper service, please mail, fax, or email order directly to:

Cabot Wrenn
PO Box 1767
Hickory, NC 28603
828-495-4607 tel 828-495-1294 fax

Shipping Address for motion furniture

Cabot Wrenn
2135 Industrial Parkway
Elkhart, IN 46516

Literature Department

email: literature@cabotwrenn.com
828-495-7785 fax

Acknowledgement

Each order will be checked and acknowledged by Cabot Wrenn. Customers should check each acknowledgement for accuracy in style numbers, descriptions and pricing and immediately notify Cabot Wrenn of any discrepancies. This printed acknowledgement is the final agreement between Cabot Wrenn and the customer, superseding all previous communications regarding the order.

Specification Changes

Technological advances are being reviewed regularly. Cabot Wrenn reserves the right to change specifications for the improvement of products at any time, without notice.

Order Changes

Order changes may result in rescheduling of product and possible charges.

Cancellations

No cost if order is cancelled prior to production. After production has begun, only actual cost incurred will be billed to the customer if merchandise cannot be sold within a 6 month period.

Terms

Cabot Wrenn terms are Net 30 days. A service charge of 18% per year or .0004931 per day, compounded monthly, will be added to balance due beyond the 30th day. Products are shipped **FOB factory**. Title passes to purchaser and Cabot Wrenn's responsibility ceases when shipment is accepted for transportation by a carrier. A full explanation of all payment terms is found on order and invoice forms.

Remit to:

PO Box 890528
Charlotte, NC 28289

Credit Card Payments

When paying by credit card (Visa or Mastercard), include the card number, expiration date, card holder name (printed) and card holder signature on the purchase order. A credit card payment form is available upon request. It is also available on our website. **www.cabotwrenn.com**

Warranty - Motion Seating Lifetime Warranty -

Subject to the limitations set forth below. **Cabot Wrenn warrants to the original purchaser all Metal/ Motion products in this price list to be free from defects in material and workmanship under normal use and service for the life of the product from the date of shipment provided that the product has been used only for the original purpose. This warranty is void in cases of damage in transit, negligence, abuse, abnormal usage, misuse, accidents and improper maintenance.** Cabot Wrenn will repair, or at its option, replace defective merchandise, free of charge. This warranty does not apply to defects in components not manufactured by Cabot Wrenn such as upholstery materials, pneumatic cylinders and casters. **Customer's Own Material or any other non-standard material selected by the customer is not warranted.** Neither does this warranty apply to damage resulting from accident, alteration, or misuse. That is, Cabot Wrenn's warranty is only valid if products are given proper use and care. Cabot Wrenn assumes no responsibility for product damages resulting from improper installation or user modification.

It is expressly understood and agreed that the buyer's sole and exclusive remedy for any and all losses or damages resulting from nonconforming goods, or from any other cause, shall be repaired or replaced of defective parts, and Cabot Wrenn shall not be liable for damages or injury to persons or property, nor for replacement of the entire commercial unit, if repair or replacement of defective parts can reasonably render the unit conforming.

All warranty claims must be made in writing by the original purchaser. Expenses incurred by Buyer in repairing or replacing Seller's product will not be allowed except by written permission of Seller. Purchasers may be required to produce the invoice or other evidence to establish that a claim is within the warranty period. No person, firm, or corporation is authorized to assume for Cabot Wrenn any liability in connection with the sale or installation of Cabot Wrenn product except as stated above.

Compliance with applicable laws, regulations, codes, certifications, and manufacturing standards are disclaimed if this product is misused, improperly installed or modified in any respect (including without limitation, any change in components affecting stability, load capacity or load distribution) after shipment from the manufacturer or after manufacturer-approved assembly.

The warranty described in this agreement is in lieu of all other warranties. **THE IMPLIED WARRANTIES OF MERCHANTABILITY AND FITNESS FOR A PARTICULAR PURPOSE AND ALL OTHER WARRANTIES, EXPRESS OR IMPLIED, ARE EXCLUDED FROM THIS AGREEMENT.** The warranty described in this agreement shall be the sole and exclusive remedy for any and all losses or damages resulting from non-conforming goods or from any other cause. **CABOT WRENN DISCLAIMS AND SHALL NOT BE LIABLE FOR INCIDENTAL OR CONSEQUENTIAL DAMAGES OF ANY SORT.**

Standard Finishes Seating

When the exposed wood is Maple, the following finishes are available:

- 01 Mahogany
- 02 Mahogany Distressed
- 04 Oiled Mahogany Distressed
- 05 Light Mahogany
- 07 Cordovan
- 09 Townsend
- 20 Java
- 41 Walnut
- 45 Formal Walnut
- 51 Light Cherry
- 53 Medium Cherry
- 55 Dark Cherry
- 57 Ebony
- 61 Light Maple
- 62 Honey Maple
- 70 Nottingham

Wood owes its inherent beauty to variations in color, grain and texture. As a result, there may be minor variations from one piece of furniture to the next even though they are finished at the same time. Exposure to light and the aging process will cause a darkening of natural wood products. For these reasons, Cabot Wrenn does not guarantee the exact matching of grain, pattern and color.

Standard Finishes Occasional Tables

The following finishes are available on Maple Veneer:

- 01 Mahogany
- 02 Mahogany Distressed
- 03 Oiled Mahogany
- 04 Oiled Mahogany Distressed
- 05 Light Mahogany
- 07 Cordovan
- 09 Townsend
- 20 Java
- 41 Walnut
- 42 Walnut Distressed
- 45 Formal Walnut
- 51 Light Cherry
- 53 Medium Cherry
- 55 Dark Cherry
- 57 Ebony
- 61 Light Maple
- 62 Honey Maple
- 70 Nottingham

Council Contract finishes are available as a standard on maple.

| | | |
|-----|-----|-----|
| C10 | C50 | C80 |
| C20 | C60 | C90 |
| C30 | C70 | |

Special Finishes for Seating and Tables

One-time Formulation Charge \$375 NET, plus an upcharge of 5% net COM per unit. For large quantities, contact Cabot Wrenn Customer Service. Purchase Orders with a custom wood finish will be scheduled into production upon receipt of written approval of the finish match. Special finish charge does not apply to Opaque, Painted, Two Tone or High Sheen finishes.

Light Finishes

Light finishes will not hide or mask the natural characteristics or beauty of the wood, such as natural discolorations of the wood substance. It is very important that the dealer and end user understand this, and these natural characteristics are not considered defects by Cabot Wrenn. Light finishes are considered to be:

- Light Maple
- Light Cherry
- Medium Cherry
- Honey Maple

Cleaning Instructions for Fabric

Code S

Instruct a professional cleaning service to clean these fabrics with pure solvents. Petroleum distillate-based products may be used. Caution: Use of water-based or detergent-based solvent cleaner may cause excessive shrinking. Water stains may become permanent and unable to be removed with solvent cleaning agents.

Code W

Instruct a professional cleaning service to clean these fabrics with water-based cleaning agents or water-based foam to remove overall soil. Many cleaning agents are harmful to the color and life of a fabric and testing on an inconspicuous area is recommended before overall cleaning. Cushion and pillow covers should not be removed for cleaning.

Code SW

Instruct a professional cleaning service to clean these fabrics with water-based cleaning agents. Petroleum distillate-based products may be used. Cushion and pillow covers should not be removed for cleaning.

Code X

Water-based foam or solvent-based cleaning agents of any kind may cause excessive shrinking or fading. For better wear, we suggest that you reverse the cushions each week. To prevent overall soiling, frequent vacuuming or light brushing to remove dust and grime is suggested.

Shipping

All product is shipped FOB Factory, Elkhart, IN.

An anticipated shipping date is indicated on the order acknowledgement. Cabot Wrenn cannot accept responsibility for shipping delays caused by outside sources or unforeseen problems. Delay of shipments requested by customers must be approved by Cabot Wrenn. Any resultant storage charges will be charged to the customer. If possible, Cabot Wrenn will ship in accordance with customer instructions. Cabot Wrenn may await completion of the entire order and ship all at once or may make partial shipments from time to time at its sole discretion unless the customer requests in writing that partial shipments are needed and Cabot Wrenn approves the specific shipping schedule.

Cabot Wrenn is not liable for any delay or failure to deliver or perform due to strikes, lock-outs, or other labor difficulties, delay of sources or supply, transportation difficulties, accidents, fires, acts of God, or any other causes of like or unlike nature beyond Cabot Wrenn's control.

Liability

Cabot Wrenn products and their packaging are tendered to a transportation company only after passing rigid quality control inspection. At that time, title to the product is passed to the purchaser. However, the transportation company assumes all liability from acceptance of shipment through its delivery. That is, Cabot Wrenn's liability ceases at the time of shipment.

Damage or Shortage

If there is damage or shortage, note it on the freight bill at the time of delivery. If damage is concealed, notify the carrier immediately, request an inspection, and file a claim for damage. The refusal of damaged merchandise in no way relieves the purchaser of responsibility for payment of goods.

Filing of Claims

The utmost care is used in packaging and shipping. Cabot Wrenn liability ceases when the carrier issues a clear receipt to Cabot Wrenn, which is an acknowledgement by the transportation company that the shipment has been received by them in good condition. It is the obligation of the consignee to count and examine the condition of the shipper's containers at the time of delivery. It is the consignee's responsibility to file claims for damage or loss with the transportation company as soon as possible after receipt of merchandise. Do not return freight damaged merchandise to Cabot Wrenn. Proceed with the following steps to expedite payment of claims with transportation companies.

For Visible Damage

1. Make damage notation on delivery receipt and have driver sign. **Do not reject or refuse the shipment.**
2. Immediately request that the carrier make an inspection.
3. Hold damaged carton and all interior packing for carrier's inspection. These materials will be needed to substantiate the claim.
4. After inspection, file claim. If no inspection is made, file claim within five days of request for inspection.

For Concealed Damage

1. Open cartons as soon as possible after receipt and inspect.
2. Follow steps 2,3, and 4 as listed under **Visible Damage.**

For Loss

1. Be sure loss notation is made on delivery receipt and have driver sign.
2. File claim within the prescribed time.

Returned Merchandise

Due to the nature of the product, Cabot Wrenn reserves the right to refuse any and/or all requests for the return/restock of product. Each request will be handled on an individual basis. Factory authorization consisting of a written Return Goods Authorization form (RGA) must be secured prior to the return of any product. The RGA must be used within 15 days of issuance, and all returns must be shipped as pre-paid freight in the original factory carton.

Normal Delivery

All normal surface transportation by Cabot Wrenn will be made on a dock to dock basis. Please contact Cabot Wrenn customer service if you require additional services.

Special Delivery

Please note on your purchase order if special delivery services are required such as inside delivery, non-dock delivery, or prior notification requirements as additional charges will apply. Please contact Customer Service for applicable charges.

Dimensions

The dimensions we display in our brochures are approximate. Therefore, because our furniture is hand crafted, these dimensions can vary up to two inches. Please do not assume that a style will always have the exact measurements shown. If a style you have chosen needs to fit in a limited space or has specific needs, please call the factory to insure a proper fit. We continually make modifications to the dimensions to improve the overall look and comfort. Seat cushions are measured from the crown of the cushion and will also vary in height due to the fill that has been selected.

List Upcharge Each

| | |
|--------------|----------|
| Recliners | \$355.00 |
| Sleep Chairs | \$440.00 |

Cost of the testing is \$820 **NET** plus cost of product. Additional lead time for testing is 6 weeks.

List Upcharge for Each Moisture Barrier

| | |
|--------------|----------|
| Recliners | \$265.00 |
| Sleep Chairs | \$330.00 |

COM - Customer's Own Material

Cabot Wrenn cannot be held responsible for appearance, behavior, color accuracy, durability, performance, or weaving of COM materials. All responsibility for COM shipments is between the purchaser and the textile source.

Cabot Wrenn assumes no responsibility for the flame retardancy of any COM. Customers are solely responsible for making sure the COM complies with all applicable codes and regulations.

Cabot Wrenn reserves the right to reject fabrics or leathers we deem unsuitable for upholstery. When this occurs, the customer will be notified in writing with an explanation of the problem.

Cabot Wrenn cannot be held responsible for any unsatisfactory results in the application of a COM/COL and a written release from the customer may be required before the order is processed.

Cabot Wrenn cannot be held responsible for tailoring variances that result from the application of a particular textile or leather.

Yardage Requirements

Yardage shown in price list is for non-directional fabrics based on 54" wide fabric.

| | |
|---------------|---------------------|
| <u>Repeat</u> | <u>Fabric Width</u> |
|---------------|---------------------|

In the absence of instructions, we will apply the fabric pattern according to our best judgement. We reserve the right to railroad

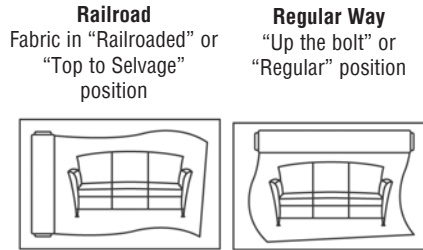
| | <u>54"</u> | <u>50"</u> | <u>45-48"</u> | <u>36"</u> |
|----------|------------|------------|---------------|------------|
| 0-3" | 0% | 10% | 25% | 60% |
| 4-6" | 10% | 15% | 30% | 65% |
| 7-14" | 20% | 30% | 40% | 80% |
| 15-20" | 25% | 40% | 45% | 90% |
| 21-27" | 30% | 45% | 50% | 100% |
| over 27" | 40% | 50% | 55% | 105% |

fabric whenever possible to avoid seams in large upholstered areas and/or single cushion units. **A fabric cutting of adequate size allowing full repeats must be sent to customer service for approval.**

Fabric Application

COM fabric is cut up the roll unless otherwise directed by customer. All stripes will be applied vertically unless specifically requested to the contrary.

Please copy the COM/COL information form from page 4 and send a sample of each upholstery material to be used along with this form. This form can also be found on our website: www.cabotwrenn.com



Graded In Fabric Program

In a combined effort with the following fabric distributors, we offer top quality upholstery that is also earth friendly. Please contact Customer Service for fabric grades and availability or check our website at www.cabotwrenn.com.

| | |
|-------------------------------------------------------------------------------------------------------------|---------------------------------------------------------------------------------------------|
| Arc Com www.arc-com.com | Maharam www.maharam.com |
| Architex/Liz Jordan Hill www.architex-ljh.com | Mayer/Lucia Cassa www.mayerfabrics.com |
| Design Tex www.dtex.com | C.F. Stinson www.cfstinson.com |
| Anzea www.anzea.com | Carnegie www.carnegiefabrics.com |
| Knoll Textiles www.knolltextiles.com | Ultrafabrics www.ultrafabricsllc.com |
| Paul Brayton www.paulbraytondesigns.com | |
| Momentum/Textus/Loomsource www.momentumtextiles.com | |

Not all graded in fabrics are suitable for upholstery and may require an acrylic backing to prevent raveling or stretching. This is determined when the fabric arrives and is inspected. A minimum charge for acrylic backing \$150 Net.

Gore fabric treatment can be added to most Graded In Fabrics at a charge of \$25.00 net per yard with a 5 yard minimum.

COM Ship to Address for Motion Line:

Please identify all COM by showing your order number, customer's name, and style number that the fabric will be applied to and send COM to:

Cabot Wrenn
2135 Industrial Parkway
Elkhart, IN 46516

Please send a swatch or clipping of COM with your order. The price list indicates yardage requirements for the 54" plain fabric. Please use the chart for fabric other than 54" plain material.

COM Ordering Process

1. COM material must be approved by Cabot Wrenn for applicability and yardage requirements before acceptance of an order. Please send a large memo sample to customer service for approval.
2. COM/COL sample must reference the supplier's company name, pattern, color, and order number.
3. Application instructions **MUST** accompany order.
COM must be shipped prepaid to Cabot Wrenn with package side marked as follows:
 - Dealer name
 - Dealer purchase order number
 - Cabot Wrenn seating pattern number
 - Quantity of items to be upholstered
 - Cabot Wrenn Acknowledgement Number if available.

Note: COM and COL orders cannot be scheduled for production or acknowledged with a ship date until the upholstery has been received, inspected, and approved by Cabot Wrenn. Nanotex Backing \$125 Net set up fee plus \$5 Net per yard. Minimum 5 yards. Add at least 1 yard for shrinkage.

Special Treatment/Flammability Codes

California #133/Boston Fire Code

Cabot Wrenn seating products can be manufactured to meet California Technical Bulletin #133 and Boston Fire Code. Most standard Cabot Wrenn fabrics, when used in combination with proper components can meet the requirements of the composite test for California Technical Bulletin #133 and Boston Fire Code. Due to contents, some fabrics may require additional treatment prior to being sent to Cabot Wrenn for application. **COM fabrics must be evaluated on an individual basis. This may require the testing of the upholstery on the frames. Testing requires additional cost and lead time.** Cabot Wrenn leathers meet California Technical Bulletin #133 when used in combination with the proper components.

Cabot Wrenn Graded In fabric program includes:
**ArcCom, Architex, Anzea, CF Stinson, Carnegie, DesignTex,
 Knoll Textiles, Mayer, Momentum, Maharam, Paul Brayton, &
 Ultrafabrics**

Please photocopy and complete this form:

Return a separate form with each piece of your COM shipment to:
Cabot Wrenn
405 Rink Dam Road
Hickory, NC 28601

If you are mailing this form separate, please mail to:
Cabot Wrenn
P.O. Box 1767
Hickory, NC 28603

Dealer's Name: _____

Dealer's PO Number: _____

Style No./Qty: _____

Fabric Pattern Name/Color: _____

Number of yards being sent: _____

Fabric Width: _____ Repeat: _____

Please do not assume that fabric application is obvious. Attach a sample of your fabric in the space provided, paying careful attention to the top of the pattern and the face side of the fabric. Also, please provide application instructions in the space provided (below). If no special application instructions are provided, we reserve the right to determine the application of the fabric.


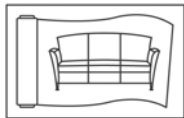
Apply fabric: (please check one)

Railroad

Regular Way

Fabric in "Railroaded"
 "Top of Selvage" position

Fabric in "Up the Bolt"
 "Regular" position



Special application instructions (i.e. specific motifs to center on cushions). _____

If material is being sent from a source other than the purchaser, that source should insure that the information requested on this form is provided. **Proper identification of COM is imperative. If we are unable to identify a COM, the order cannot be processed. Orders using COM cannot be processed until all COM has arrived at our factory.**

Notes: In the absence of application instructions, Cabot Wrenn will not be held responsible for a COM application deemed unsatisfactory by the customer. All stripes will be applied vertically unless specifically requested to the contrary.

While we do inspect fabrics for mill imperfections, we cannot be responsible for defects, color or dye lot variations or other flaws in fabrics.

Cabot Wrenn accepts no responsibility for a fabric's overall appearance, flammability, normal durability or color fastness.

Plain 54" fabric or leather will not require a COM Information Sheet. Please indicate this with the description on your purchase order.

(Attach Fabric Sample Here)
 scanned photo in .pdf format is acceptable

FACE SIDE OUT

↑ **TOP OF PATTERN** ↑

Arc/Com, Architex, Anzea, C.F. Stinson, Carnegie, DesignTex, Knoll Textiles, Mayer, Maharam, Momentum, Paul Brayton, Robert Allen and Ultrafabrics are now offered as graded in fabrics from Cabot Wrenn. You can reserve your fabric with the mill and include the documentation on your order, or we will place an order for the fabric when your order is received.

If you need additional information, please contact Customer Service.

HEALTHCARE TERMS

Types of Care

Comfort & Quality Care

The intangible essence of both the emotional and physical surroundings.

Acute Care

A pattern of health care in which the patient is treated for an acute episode of illness for the sequel of an accident or other trauma or during recovery for surgery. It may involve intensive care and is often necessary for only a short period of time.

Convenient & Outpatient Care

Convenient Care: Care given on an acute, outpatient basis in a satellite clinic or hospital setting. Outpatient Care: Specialized medical or surgical care that does not include an overnight hospital stay.

Continuing Care

Specialized medical service for extended stay patients.

Hospice Care

A program providing physical care and psychological support to terminally ill patients and their families or significant others, in both the home and patient setting.

Levels of Care

Residential Care: Utilized in areas such as independent living - facilities that encourage the individual's ability to perform daily activities free of outside assistance.

Light Care: Used in areas such as Assisted Living - facilities that provide help with medications and daily functions.

Intermediate Care: The level of care which provides more intensive healthcare services to a patient base with higher level needs.

Skilled Care: Can be a service provided within the hospital, however, most patients are transferred to specialty hospitals within the main facility or ancillary facilities which are able to provide specialized care.

Long Term Care

Routine help with everyday activities such as eating, bathing and dressing necessitated because of chronic illness, disability or frailty. It is provided to individuals in their homes, community settings or nursing homes.

Independent & Assisted Living

Independent Living: A Seniors based community which has support services near or adjacent to the neighborhood.

Assisted Living: A type of living arrangement in which personal care services such as meals, housekeeping, transportation and assistance with activities of daily living are available as needed to people who still live on their own in a residential facility.

Healthcare Terminology

Bariatrics

A branch of medicine dealing with the problems and diseases of obesity.

Cardiology

The study of the heart and its action and diseases.

Emergency Room (ER)

Hospital room or area staffed and equipped for the reception and treatment of persons requiring immediate medical care.

Endocrinology

A branch of medicine dealing with the endocrine glands.

Gastroenterology

A branch of medicine concerned with the structure, functions, diseases and pathology of the stomach and intestines.

Geriatrics (Senior Health)

A branch of medicine that deals with the problems and diseases of old age and aging people.

Gynecology

A branch of medicine that deals with the diseases and routine physical care of the reproductive system of women.

Intensive Care Unit (ICU)

Area of a hospital dedicated to taking care of seriously ill patients.

Internal Medicine

A branch of medicine that deals with the diagnosis and treatment of diseases of the internal organs.

Neonatology

A branch of medicine concerned with the care, development and diseases of newborn infants.

Obstetrics

A branch of medicine science that deals with birth and with its antecedents and sequels.

Patient/Private Space

Area within acute or long term care environments that provides specialized treatment in an assigned personal space.

Pediatrics

A branch of medicine dealing with the development, care and diseases of children.

Public Space

Area within acute or long term care environments that provides general waiting areas for both patient and extended family and friends until the time at which patient/private space is assigned.

Radiology (Nuclear Medicine)

A branch of medicine concerned with the use of radiant energy (as X rays) or radioactive material in the diagnosis and treatment of disease. Tests include MRI's, CT scans and ultrasounds.

Recovery Room

A room for temporarily monitoring and treating postanesthesia patients.

Sleep Center

Facility dedicated to the study of sleep disorders.

Surgery Center

Facility designed to care for patients receiving surgery who will not require an overnight stay. It includes both pre-op and post-op services.

Triage

The sorting of and allocation of treatment to patients according to a system of priorities designed to maximize operational and patient efficiencies.

Owners Manual for Motion Seating

At delivery, please inspect each chair. When the chairs arrive and are unloaded, it is the responsibility of the buyer to have someone inspect them for damage. It is at this time that any problems are best handled. If the chairs are rolled off, inspect each chair and notify the driver of any damage. Often times damage occurs during shipping, and it is the responsibility of the freight company, but they must be made aware. If the chairs are boxed to be unboxed later, inspect each box for damage. Fork lifts have handled these boxes and may have damaged them. Cabot Wrenn Care encourages all of its distributors to be present when delivery takes place.

Standard Features

- Lever Release - The recline mechanism is operated with a cable release lever on the inside of the chair.
- Locking Casters - All four casters lock by stepping down on the lever over the wheel. They release by either pressing forward on the top of the lever once locked or pulling the lever up with your toe.
- Stable Platform - The chair will not tip even in Trendelenburg.
- Wall Hugger - Keeps the patient directly under the nurse without having to reach.
- Steel Frame Construction - Long lasting durability.
- Removable Component - The upholstery is slip covers with zippers to easily replace.

Operating Instructions

To Recline: Pull back inside right arm lever release. Footrest will come up. Footrest must be up all the way or else it will not recline. Then simply lean back with your shoulders.

Note- It is important that the Patient have their rear pushed to the back of the seat. This is particularly important when the chair is reclined for Proper Lumbar Support and comfort. Have the Patient "scoot back" once reclined.

To Open Side: The push rod can be found down by the front lower corners of the footrest. (It has a black cap on it). Push the rod straight back in (not down) with your thumb, like pushing a button. That will release the arm and allow it to swing out. Like every function on the chair, please look at the lock on the frame. Push in the release to understand how it works. Same for left and right.

To Lay Flat into a Sleep Chair/Trendelenburg: Recline the chair. Stand at the rear of the chair on the left side. Find the release lever on the back left side of the chair. Hold on to the push handle with your right hand. Pull up on the lever with your left hand. Position back downward to desired position. Let go of the lever and back locks in that position as far down as trendelenburg. Open swing out left side arm to get next to the patient. The back has no limit to the recline position - from Trendelenburg to sleep chair to recline - even with the footrest down. Get in the chair or bed from the left side.

Multi Back Positions: Bring up the footrest. The back can be straight up (90°) or you can adjust back by reclining. For a more comfortable upright position, pull the back release lever on the left side of the back to adjust to the upright back position without reclining the chair. The back can be adjusted separate from the recline.

How to Use the Side Table: Table is operated from the front next to the arm. With two hands, lift up the table with fingers holding the table next to the arm at brackets. When the table is up, push down with thumbs of both hands to lock into bracket. To release, lift straight up next to the arm with both hands until the table is unlocked and drop down.

Trouble Shooting

Problem:

1. CHAIR WILL NOT RECLINE- Does the foot rest come up? If not the cable is off. Swing open right arm, locate cable, remove black panel and ID if cable is attached. If not, reattach. If THE FOOT REST IS UP, the chair will recline.
2. SWING OUT ARM DOES NOT CLOSE- With the arm open, find the Lock inside the open square of the black cover. If the arm does not lock it may be that the Lock is not out from the chair far enough to engage the lock handle. Is the Bracket Bent down? This can happen if someone sits on the arm of the chair. The bracket will need to be replaced. Is the bracket bent back? This can happen if the door was slammed. Simply pry or pound the bracket out until the lock will engage the handle. Is the lock horse shoe open? If not the handle will bang against the lock. Pull the push pin back and forth to observe if the horse shoe is moving in and out.

3. BACK OF CHAIR WILL NOT TRENDLENBURG- If the chair back will not move when you lift up on the Trendelenburg lever then the cable (s) is not attached to the piston spring. Unzip both zippers on the back cover. Pull up the cover by prying with your fingers the plastic channel locks sewn to the end and pushed over the metal support bar. You will see two piston springs in the corners of the mechanism to which a cable should be attached. Move the release lever on the back up and down to see if the cable is moving the piston spring lever, if not the chair will not Trendelenburg. The clip that holds the cable to the piston may be off, reattach cable with the clip.

CARE AND MAINTENANCE

1. CLEANING THE CHAIR- Cabot Care recliners are designed by front line people who have to clean recliners. All of our chairs can be cleaned. HOW TO access/ clean the hard to clean:

- A. Inside of arms, SWING-OUT the arm and wipe down
- B. Under the seat, SWING-OUT ARM, Remove black cover, and clean Mechanism and base
- C. Behind the Seat, unzip the back cover and detach the channel plastic from frame, lay cover over push handle and clean back of seat, back of base and frame and mechanism.
- D. Casters - lay chair on it's back and clean casters and under the chair.

OPTIONS

- Swing out Arms
- Trendelenburg
- 4" Locking Casters
- Two Tone Coverings
- 1" Stainless Steel Push Handle
- Fold Down Side Table -Left and Right
- IV Pole / with Bracket
- Extra IV Brackets
- Pull- Out Foot Rest
- 6" Locking Casters
- Cal 133 Liner
- Foley Bag Holders
- Wooden Arm Caps (Not available on all styles)

V I S U A L R E F E R E N C E - M O T I O N S E A T I N G



Fusion
4032-SC Sleep Chair



Fusion
4032-SC Sleep Chair



Fusion
4048-SC-WAC Sleep Chair
(wooden arm caps)



Provide
4933-R Recliner



Lisbon
9575-R Recliner



Transition
4752-R Recliner



Transition
4752-SC Sleep Chair



Transition
4062-R-B Bariatric Recliner

CARE MARKET SEGMENTS

| MODEL | FEATURES | MARKET/FUNCTION |
|-----------------------------------------------------------------------------------------------------------------------------------------------------------------------------------------|------------------------------------------------------------------------------------------------------------------------------------------------------------------------------------------------------------------------------------------------------------------------------------------------------------------------------------------------------------------------------------------------------------------------------------------------------------------------------------------------------------------------------------------------------------------------------------|---------------------------------------------------------------------------------------------|
| <p>TREATMENT RECLINERS TRANSITION - 4752-R Recliner LISBON - 9575-R Recliner PROVIDE - 4933-R Recliner</p> | <ul style="list-style-type: none"> -Hardened, powder coated steel frame and platform -Wall Hugger recline mechanism -Stable platform -Cable release mechanism -Four heavy duty locking casters with swivel casters in the rear -Easily removable and replaceable components and upholstered slipcovers -450 lbs. capacity | <p>General Use, Women's Health, Pediatrics, Visiting Family</p> |
| <p>TREATMENT RECLINERS WITH TRENDELENBURG TRANSITION - 4752-R-T Recliner LISBON - 9575-R-T Recliner PROVIDE - 4933-R-T Recliner</p> | <ul style="list-style-type: none"> -Hardened, powder coated steel frame and platform -Wall Hugger recline mechanism -True Trendelenburg, A true trendelenburg is used for instances of immediate emergency procedures. The back can be positioned at any degree from recline to trendelenburg. -Stable platform -Cable release mechanism -Four heavy duty locking casters with swivel casters in the rear -Easily removable and replaceable components and upholstered slipcovers -450 lbs. capacity | <p>Surgery Recovery, Oncology, Dialysis, Women's Health LT care, Rehab, Visiting Family</p> |
| <p>BARIATRIC TREATMENT RECLINERS LISBON - 9575-R-B Recliner TRANSITION - 4062-R-B Recliner</p> | <ul style="list-style-type: none"> -Hardened, powder coated steel frame and platform -Independent dual recline control - outside arm to bring up footrest / Inside lever to recline back -Footrest lock in upright position -750 lbs. capacity | <p>Bariatric General Use, Bariatric Surgery, Dialysis, Oncology, LT Care, Rehab</p> |
| <p>BARIATRIC TREATMENT RECLINERS WITH TRENDELENBURG LISBON - 9575-R-B-T Recliner TRANSITION - 4062-R-B-T Recliner</p> | <ul style="list-style-type: none"> -Hardened, powder coated steel frame and platform -True Trendelenburg, A true trendelenburg is used for instances of immediate emergency procedures. The back can be positioned at any degree from recline to trendelenburg. -Independent dual recline control - outside arm to bring up footrest / Inside lever to recline back -Footrest lock in upright position -750 lbs. capacity | <p>Bariatric General Use, Bariatric Surgery, Dialysis, Oncology, LT Care, Rehab</p> |
| <p>SLEEP CHAIRS FUSION - 4032-SC Sleep Chair TRANSITION - 4752-SC Sleep Chair</p> | <ul style="list-style-type: none"> -Hardened, powder coated steel frame and platform -Wall Hugger recline mechanism -Stable platform -Four heavy duty locking casters on sleep chairs only -Easily removable and replaceable components and upholstered slipcovers -500 lbs. capacity | <p>Caregivers and Visiting Family</p> |

OPTIONS - MOTION SEATING

SWA-C = Swing Out Arms with cable release



As one of the favorite features of nursing staffs and infection control, the swing out arms are available on both the left and right side. It allows for easy cleaning of the chair, elimination of needle sticks, helping patients out of the chair without any lifting, ease of lateral transfers and easy access to the patient for needle insertion. The benefits of this feature continue to grow.

\$650
with cable release

PH = Push Handle

PH-OA = Push Handle for Oval Shaped



A one inch push handle on the back of the chair allows for easy maneuverability when transferring the patient. Made from stainless steel, the push handle is also easy to keep clean and disinfected.

\$155
Push Handle

\$285
Push Handle Oval

IV = IV Pole w/ Bracket

EIV = Extra IV Bracket



IV poles and Brackets can be located on both sides of the back of the chair.

\$295 (IV pole
with bracket)

\$75 (extra
bracket)

POFR = Pull Out Foot Rest



The pull out foot rest supports and protects the feet while transporting the patient. Constructed of steel with a non-skid surface.

\$240

FATA = Fold Away Table



Tablet is 8.5" x 11", made of non-porous ABS plastic, impermeable to stain, with "no pinch" chrome plated brackets.

(Cannot be used on Provide arm style)

\$155

FC = Foley Holder

The foley clip attaches to the side of the chair to hang the foley bag

\$225

Model # Fabric Grade Leather Class

CW4032-SC

Fusion

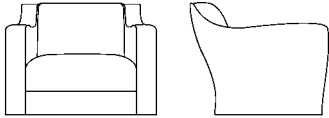
Wall Away Sleep Chair Uph Arms
79" Fully Extended
76.5" Sleep Surface

| | | | | | | | | | | | | | | | | | | |
|---------|------|------|------|------|------|------|------|------|------|------|------|------|------|------|-----|-----|-----|-----|
| COM/COL | A | B | C | D | E | F | G | H | I | J | K | L | M | I | II | III | IV | |
| | 3770 | 3695 | 3770 | 3810 | 3910 | 4025 | 4200 | 4250 | 4405 | 4505 | 4605 | 4710 | 4810 | 4835 | N/A | N/A | N/A | N/A |

| | | | | | | | | |
|------------|----|----|----|--------|----|----|--------|---------|
| DIMENSIONS | H | W | D | INSIDE | W | D | ARM HT | SEAT HT |
| | 37 | 31 | 38 | | 23 | 24 | 26 | 18 |

| | | | |
|--------------|----------|----------------|---------------|
| SHIPPING WGT | CUBIC FT | FABRIC YARDAGE | LEATHER SQ FT |
| 250 | 0 | 9.5 | 0 |

Width can be increased in 2 inch increments up to 60 inches wide at a cost of \$80 for every 2 inches plus fabric.



CW4048-SC-WAC

Fusion

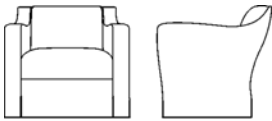
Sleep Chair with Wooden Arm Caps
79" Fully Extended
76.5" Sleep Surface

| | | | | | | | | | | | | | | | | | | |
|---------|------|------|------|------|------|------|------|------|------|------|------|------|------|------|-----|-----|-----|-----|
| COM/COL | A | B | C | D | E | F | G | H | I | J | K | L | M | I | II | III | IV | |
| | 4065 | 3990 | 4065 | 4105 | 4205 | 4320 | 4495 | 4545 | 4700 | 4800 | 4900 | 5005 | 5105 | 5130 | N/A | N/A | N/A | N/A |

| | | | | | | | | |
|------------|----|----|----|--------|----|----|--------|---------|
| DIMENSIONS | H | W | D | INSIDE | W | D | ARM HT | SEAT HT |
| | 37 | 31 | 38 | | 23 | 24 | 26 | 18 |

| | | | | |
|--------------|----------|----------------|---------------|--------------|
| SHIPPING WGT | CUBIC FT | FABRIC YARDAGE | LEATHER SQ FT | Exposed Wood |
| 250 | 0 | 9.5 | 0 | Maple |

Width can be increased in 2 inch increments up to 60 inches wide at a cost of \$80 for every 2 inches plus fabric.



CW9575-R

Lisbon

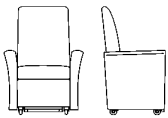
Treatment Recliner
Wall-Away
78" Fully Reclined

| | | | | | | | | | | | | | | | | | | |
|---------|------|------|------|------|------|------|------|------|------|------|------|------|------|------|-----|-----|-----|-----|
| COM/COL | A | B | C | D | E | F | G | H | I | J | K | L | M | I | II | III | IV | |
| | 3685 | 3620 | 3685 | 3720 | 3810 | 3910 | 4065 | 4110 | 4240 | 4330 | 4420 | 4510 | 4595 | 4620 | N/A | N/A | N/A | N/A |

| | | | | | | | | |
|------------|----|------|------|--------|----|----|--------|---------|
| DIMENSIONS | H | W | D | INSIDE | W | D | ARM HT | SEAT HT |
| | 48 | 35.5 | 34.5 | | 24 | 20 | 31.25 | 23 |

| | | | |
|--------------|----------|----------------|---------------|
| SHIPPING WGT | CUBIC FT | FABRIC YARDAGE | LEATHER SQ FT |
| 300 | 0 | 8 | 0 |

See page 11 for Options



CW9575-R-T

Lisbon

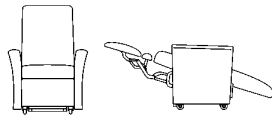
Treatment Trendlenburg Recliner
78" Fully Reclined

| | | | | | | | | | | | | | | | | | | |
|---------|------|------|------|------|------|------|------|------|------|------|------|------|------|------|-----|-----|-----|-----|
| COM/COL | A | B | C | D | E | F | G | H | I | J | K | L | M | I | II | III | IV | |
| | 4005 | 3940 | 4005 | 4040 | 4130 | 4230 | 4385 | 4430 | 4560 | 4650 | 4740 | 4830 | 4920 | 4945 | N/A | N/A | N/A | N/A |

| | | | | | | | | |
|------------|----|------|------|--------|----|----|--------|---------|
| DIMENSIONS | H | W | D | INSIDE | W | D | ARM HT | SEAT HT |
| | 48 | 35.5 | 34.5 | | 24 | 20 | 31.25 | 23 |

| | | | |
|--------------|----------|----------------|---------------|
| SHIPPING WGT | CUBIC FT | FABRIC YARDAGE | LEATHER SQ FT |
| 300 | 0 | 8 | 0 |

See page 11 for Options



CW9575-R-B

Lisbon

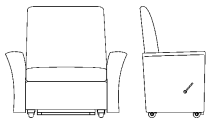
Bariatric Recliner w/ 1 Swing Out Arm
69" Fully Reclined

| | | | | | | | | | | | | | | | | | | |
|---------|------|------|------|------|------|------|------|------|------|------|------|------|------|------|-----|-----|-----|-----|
| COM/COL | A | B | C | D | E | F | G | H | I | J | K | L | M | I | II | III | IV | |
| | 5175 | 5110 | 5175 | 5210 | 5295 | 5395 | 5555 | 5695 | 5730 | 5820 | 5910 | 5995 | 6085 | 6110 | N/A | N/A | N/A | N/A |

| | | | | | | | | |
|------------|----|------|------|--------|----|----|--------|---------|
| DIMENSIONS | H | W | D | INSIDE | W | D | ARM HT | SEAT HT |
| | 49 | 39.5 | 41.5 | | 29 | 23 | 33 | 26 |

| | | | |
|--------------|----------|----------------|---------------|
| SHIPPING WGT | CUBIC FT | FABRIC YARDAGE | LEATHER SQ FT |
| 350 | 0 | 10 | 0 |

See page 11 for Options

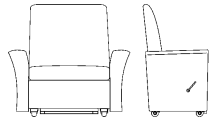


Model # Fabric Grade Leather Class

CW9575-R-B-T COM/COL A B C D E F G H I J K L M I II III IV
Lisbon 5490 5425 5490 5525 5615 5715 5870 5915 6050 6315 6225 6315 6405 6425 N/A N/A N/A N/A

Bariatric Trendelenburg w/1 Swing Out Arm

69" Fully Reclined DIMENSIONS H W D INSIDE W D ARM HT SEAT HT
 49 39.5 41.5 29 23 33 26




SHIPPING WGT CUBIC FT FABRIC YARDAGE LEATHER SQ FT
 350 0 10 0

[See page 11 for Options](#)

CW4933-R COM/COL A B C D E F G H I J K L M I II III IV
Provide 4160 4095 4160 4345 4435 4535 4550 4585 4750 4955 5045 5135 5220 5245 N/A N/A N/A N/A

Treatment Recliner

69" Fully Reclined DIMENSIONS H W D INSIDE W D ARM HT SEAT HT
 48 33 34 23 20 26 20.5




SHIPPING WGT CUBIC FT FABRIC YARDAGE LEATHER SQ FT
 300 0 8 0

[See page 11 for Options](#)

CW4933-R-T COM/COL A B C D E F G H I J K L M I II III IV
Provide 4475 4410 4475 4665 4760 4835 4850 4895 5100 5280 5370 5460 5550 5570 N/A N/A N/A N/A

Treatment Recliner with Trendelenburg

69" Fully Reclined DIMENSIONS H W D INSIDE W D ARM HT SEAT HT
 48 33 34 23 20 26 20.5



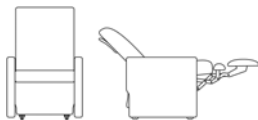
SHIPPING WGT CUBIC FT FABRIC YARDAGE LEATHER SQ FT
 300 0 8 0

[See page 11 for Options](#)

CW4752-R COM/COL A B C D E F G H I J K L M I II III IV
Transition 3635 3570 3635 3670 3755 3860 4015 4060 4190 4280 4370 4460 4545 4570 N/A N/A N/A N/A

Treatment Recliner

68.5" Fully Reclined DIMENSIONS H W D INSIDE W D ARM HT SEAT HT
 46.5 32 35 25 20 29.25 21



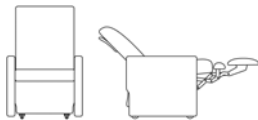
SHIPPING WGT CUBIC FT FABRIC YARDAGE LEATHER SQ FT
 300 0 7 0

[See page 11 for Options](#)

CW4752-R-T COM/COL A B C D E F G H I J K L M I II III IV
Transition 3955 3890 3955 3990 4080 4180 4335 4380 4510 4600 4690 4780 4865 4890 N/A N/A N/A N/A

Treatment Recliner with Trendelenburg

68.5" Fully Reclined DIMENSIONS H W D INSIDE W D ARM HT SEAT HT
 46.5 32 35 25 20 27.25 21



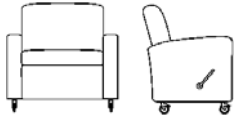
SHIPPING WGT CUBIC FT FABRIC YARDAGE LEATHER SQ FT
 300 0 7 0

[See page 11 for Options](#)

| Model # | Fabric Grade | | | | | | | | | | | | | Leather Class | | | |
|---------|--------------|--|--|--|--|--|--|--|--|--|--|--|--|---------------|--|--|--|
|---------|--------------|--|--|--|--|--|--|--|--|--|--|--|--|---------------|--|--|--|

| | | | | | | | | | | | | | | | | | | |
|---------------------------------------------------------------------|---------|------|------|------|------|------|------|------|------|------|------|------|------|------|------|-----|-----|-----|
| CW4062-R-B Transition Bariatric Recliner | COM/COL | A | B | C | D | E | F | G | H | I | J | K | L | M | I | II | III | IV |
| | | 5175 | 5110 | 5175 | 5210 | 5295 | 5395 | 5555 | 5695 | 5730 | 5820 | 5910 | 5995 | 6085 | 6110 | N/A | N/A | N/A |

75" Fully Reclined



| | | | | | | | | |
|------------|----|------|----|--------|------|------|--------|---------|
| DIMENSIONS | H | W | D | INSIDE | W | D | ARM HT | SEAT HT |
| | 49 | 39.5 | 38 | | 28.5 | 23.5 | 33 | 26 |

| | | | |
|--------------|----------|----------------|---------------|
| SHIPPING WGT | CUBIC FT | FABRIC YARDAGE | LEATHER SQ FT |
| 350 | 0 | 10 | 0 |

[See page 11 for Options](#)

| | | | | | | | | | | | | | | | | | | |
|----------------------------------------------------------------------------|---------|------|------|------|------|------|------|------|------|------|------|------|------|------|------|-----|-----|-----|
| CW4062-R-B-T Transition Bariatric Trendelenburg | COM/COL | A | B | C | D | E | F | G | H | I | J | K | L | M | I | II | III | IV |
| | | 5490 | 5425 | 5490 | 5525 | 5615 | 5715 | 5870 | 5915 | 6050 | 6135 | 6225 | 6315 | 6405 | 6425 | N/A | N/A | N/A |

75" Fully Reclined



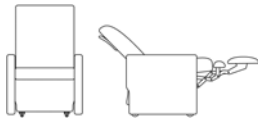
| | | | | | | | | |
|------------|----|------|----|--------|------|------|--------|---------|
| DIMENSIONS | H | W | D | INSIDE | W | D | ARM HT | SEAT HT |
| | 49 | 39.5 | 38 | | 28.5 | 23.5 | 33 | 26 |

| | | | |
|--------------|----------|----------------|---------------|
| SHIPPING WGT | CUBIC FT | FABRIC YARDAGE | LEATHER SQ FT |
| 350 | 0 | 10 | 0 |

[See page 11 for Options](#)

| | | | | | | | | | | | | | | | | | | |
|---------------------------------------------------------------------------|---------|------|------|------|------|------|------|------|------|------|------|------|------|------|------|-----|-----|-----|
| CW475230-R Transition Small Treatment Recliner | COM/COL | A | B | C | D | E | F | G | H | I | J | K | L | M | I | II | III | IV |
| | | 3205 | 3150 | 3205 | 3235 | 3310 | 3395 | 3530 | 3570 | 3685 | 3760 | 3835 | 3910 | 3990 | 4005 | N/A | N/A | N/A |

68.5" Fully Reclined



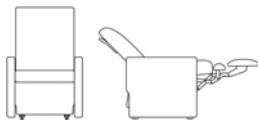
| | | | | | | | | |
|------------|------|----|----|--------|----|----|--------|---------|
| DIMENSIONS | H | W | D | INSIDE | W | D | ARM HT | SEAT HT |
| | 46.5 | 30 | 35 | | 24 | 20 | 27.25 | 21 |

| | | | |
|--------------|----------|----------------|---------------|
| SHIPPING WGT | CUBIC FT | FABRIC YARDAGE | LEATHER SQ FT |
| 300 | 0 | 7 | 0 |

[See page 11 for Options](#)

| | | | | | | | | | | | | | | | | | | |
|--------------------------------------------------------------------------------------------|---------|------|------|------|------|------|------|------|------|------|------|------|------|------|------|-----|-----|-----|
| CW475230-RT Transition Small Treatment Recliner w/Trendelenburg | COM/COL | A | B | C | D | E | F | G | H | I | J | K | L | M | I | II | III | IV |
| | | 3525 | 3465 | 3525 | 3555 | 3630 | 3715 | 3850 | 3885 | 3995 | 4075 | 4155 | 4230 | 4305 | 4325 | N/A | N/A | N/A |

68.5" Fully Reclined



| | | | | | | | | |
|------------|------|----|----|--------|----|----|--------|---------|
| DIMENSIONS | H | W | D | INSIDE | W | D | ARM HT | SEAT HT |
| | 46.5 | 30 | 35 | | 24 | 20 | 27.25 | 21 |

| | | | |
|--------------|----------|----------------|---------------|
| SHIPPING WGT | CUBIC FT | FABRIC YARDAGE | LEATHER SQ FT |
| 300 | 0 | 7 | 0 |

[See page 11 for Options](#)

| | | | | | | | | | | | | | | | | | | |
|--------------------------------------------------------------------------------------|---------|------|------|------|------|------|------|------|------|------|------|------|------|------|------|-----|-----|-----|
| CW4752-SC-WAC Transition Sleep Chair with Wooden Arm Caps | COM/COL | A | B | C | D | E | F | G | H | I | J | K | L | M | I | II | III | IV |
| | | 3955 | 3855 | 3955 | 3985 | 4075 | 4175 | 4330 | 4375 | 4510 | 4595 | 4685 | 4775 | 4865 | 4885 | N/A | N/A | N/A |

76" Sleep Surface Length
79" Fully Extended



| | | | | | | | | |
|------------|------|----|----|--------|------|-------|--------|---------|
| DIMENSIONS | H | W | D | INSIDE | W | D | ARM HT | SEAT HT |
| | 37.5 | 33 | 37 | | 22.5 | 24.75 | 26 | 19 |

| | | | | |
|--------------|----------|----------------|---------------|--------------|
| SHIPPING WGT | CUBIC FT | FABRIC YARDAGE | LEATHER SQ FT | Exposed Wood |
| 250 | 0 | 8 | 0 | Maple |

[Width can be increased in 2 inch increments up to 60 inches wide at a cost of \\$80 for every 2 inches plus fabric. *** Standard with 360 degree casters and cable release footrest mechanism.](#)

CABOT WRENN

PO BOX 1767

HICKORY, NC

28603

828.495.4607